

BUSINESS SURVEY REPORT

April - 2006

The Seasonally Adjusted Milwaukee Index is down nine points this month to 56. New Orders Received went down eight points to 63. Production

dropped twenty-four to 41. Capital Equipment went down one point to 62. The Level of Purchasing Activities declined twelve points to 64.

dropped nine points to stand at 64. Backlog is down six points to 54. Supplier Lead Times declined six points to 36.

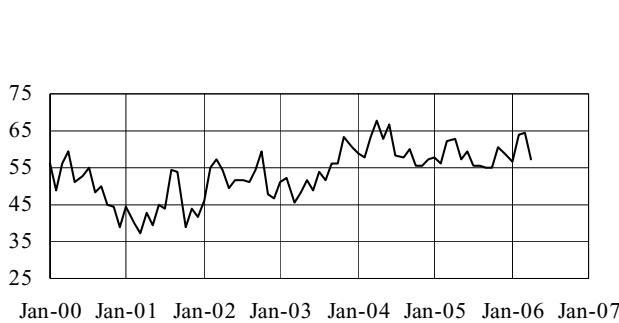
Blue Collar Employment

went down four points to 60. White Collar Employment declined two points to 57. Inventory Levels

rose eighteen points. Ferrous is up sixteen and copper ten points.

The Prices Paid Index rose six points to 71. Sixteen increased and five declined. Nineteen are above 50 and two below. The biggest increase was twenty for Plating and Stampings. Precious Metal

Milwaukee Index



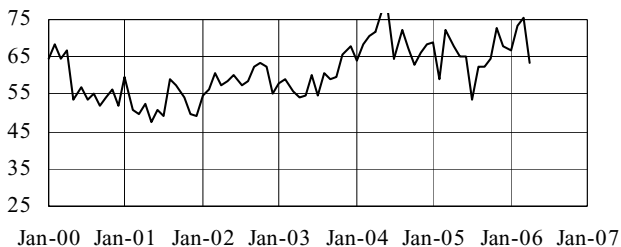
Date	Index
April-2006	58
March-2006	65
February-2006	64
January-2006	57
April-2005	63
April-2004	68
April-2003	48

Commodity Price Index

Aluminum	80
Casting	78
Chemicals	77
Computer Hardware/Software	43
Electronic Components	58
Forgings	75
Fuel	96
Hydraulic Components	57
Office Supplies	48
Petroleum Products	93
Piping & Tubing	68
Aluminum Casting	80
Chemicals	77
Computer Hardware/Software	43
Copper, Brass, Bronze	60
Corrugated/Packaging	79
Electric Motors/Transformers	66
Printing Paper	56
Rubber Products	63
Stampings	73
Ferrous (Steel, Stainless)	75

Commentary:
A six point rise to 71.

Level of Purchasing Activities



Commentary: Down 12, but still a 64 which is good.

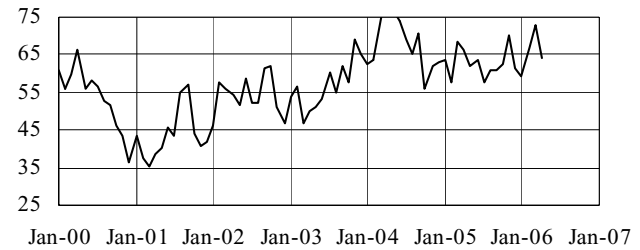
Date	Increase %	Same %	Decrease %	Index
April-2006	43	41	16	64
March-2006	60	30	9	76
February-2006	50	46	4	73
January-2006	45	43	12	67
April-2005	41	54	5	68
April-2004	51	40	9	71
April-2003	26	57	17	54

New Orders

Commentary: An eight point drop. Down to 63.

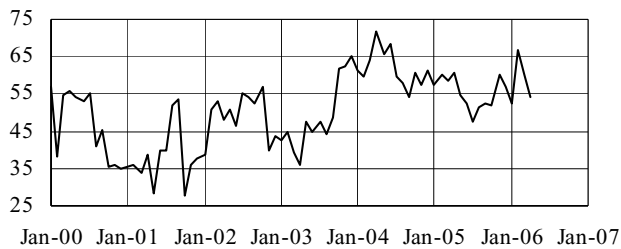
Date	Increase %	Same %	Decrease %	Index
April-2006	41	44	15	63
March-2006	56	30	14	71
February-2006	57	30	13	72
January-2006	43	41	16	64
April-2005	53	35	12	71
April-2004	67	25	8	79
April-2003	38	30	32	53

Production

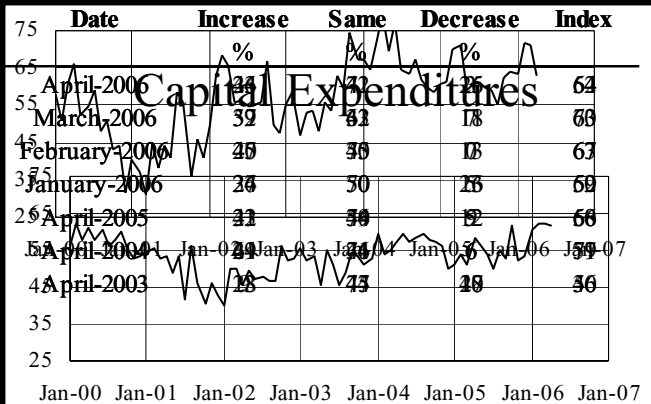


Commentary: Down nine points to 64.

Backlog



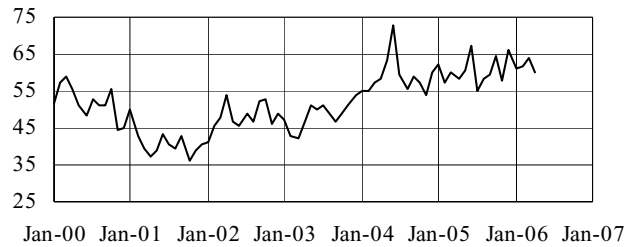
Commentary: Went down six points to 54.



Commentary: Down one to a still nice 62.

White Collar Employment

Blue Collar Employment



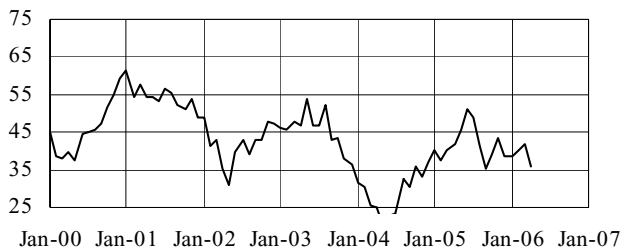
Commentary: A two point drop to 57.

Commentary: A four point drop to 60. Still a good number.

Date	Increase	Same	Decrease	Index
	%	%	%	
April-2006	21	71	8	57
March-2006	23	73	5	59
February-2006	10	83	7	52
January-2006	21	72	7	57
April-2005	9	86	5	52
April-2004	14	83	3	56
April-2003	4	74	21	41

Date	Increase	Same	Decrease	Index
	%	%	%	
April-2006	25	59	16	60
March-2006	39	38	23	63
February-2006	20	80	17	60
January-2006	30	69	18	58
April-2005	19	70	11	56
April-2004	26	57	17	55
April-2003	10	85	5	47

Supplier Lead Times



Commentary: Down six to a very low 36.

Commentary: Went down 24 to 41. A big reduction.

Date	Increase	Same	Decrease	Index
	%	%	%	
April-2006	25	59	16	60
March-2006	39	38	23	63
February-2006	20	80	17	60
January-2006	30	69	18	58
April-2005	19	70	11	56
April-2004	26	57	17	55
April-2003	10	85	5	47