

# BUSINESS SURVEY REPORT

## August - 2006

The adjusted Milwaukee Index went up ten points to 62 this month. The raw index increased eight points to 62. New Orders Received are up eight points to 69. Production rose twelve points to stand at 68.

Backlog increased fourteen points to 64. Supplier Lead Times dropped four to 33.

Blue Collar Employment is up six to 61. White Collar

Employment went down five points to 57. Inventory Levels increased twenty-one points to 67. Capital Equipment Expenditures had a nice eight point in-

crease. It is now at 61. The Level of Purchasing Activities went up ten points to 68. We are busier.

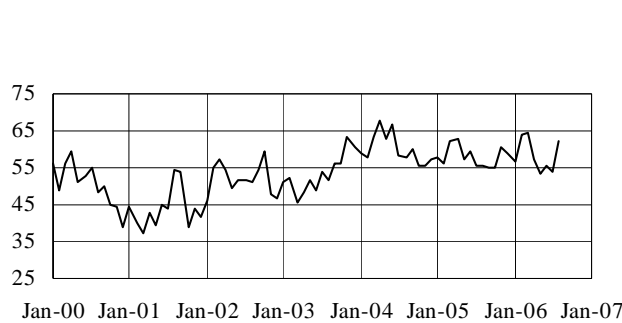
The Prices Paid Index declined four points to 64. Seven increased in price, one did not change

and thirteen declined. They are all at 50 or above.

Fuel dropped twenty-three points. This was followed by Petroleum at nineteen and Corrugated Packaging at twelve. Chemicals went down

ten points. The biggest increase was five points for Forgings. Office Products went up four.

### Milwaukee Index



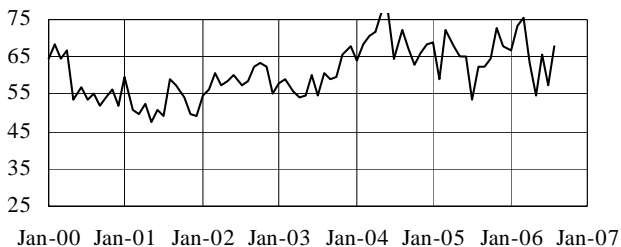
Date	Index
August-2006	62
July-2006	54
June-2006	55
May-2006	54
August-2005	56
August-2004	58
August-2003	52

### Commodity Price Index

Aluminum 61	Electronic Components 50	Plastics 73
Casting 59	Forgings 63	Plating 63
Chemicals 74	Fuel 77	Precious Metals 77
Computer Hardware/Software 50	Hydraulic Componenets 59	Printing Paper 50
Copper, Brass, Bronze 80	Office Supplies 52	Rubber Products 53
Corrugated/Packaging 58	Petroleum Products 78	Stampings 67
Electric Motors/Transformers 60	Piping & Tubing 70	Ferrous (Steel, Stainless) 70

**Commentary:**  
Dropped four points to 64 this month.

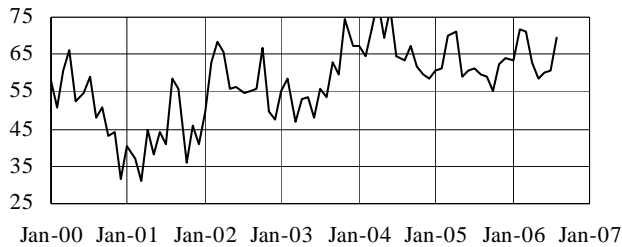
### Level of Purchasing Activities



Date	Increase %	Same %	Decrease %	Index
August-2006	44	47	8	68
July-2006	36	44	21	58
June-2006	40	51	9	66
May-2006	32	44	24	54
August-2005	38	50	13	63
August-2004	51	42	7	72
August-2003	32	59	10	61

**Commentary:** Up 10 points to 68 this month.

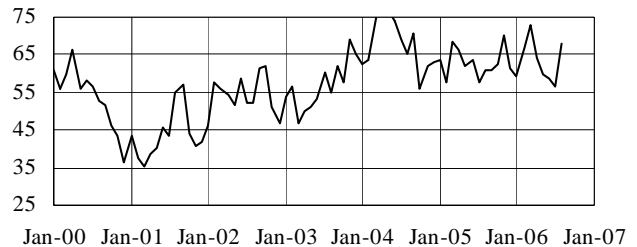
## New Orders



**Commentary:** An eight point increase to 69.

Date	Increase	Same	Decrease	Index
	%	%	%	
August-2006	53	33	14	69
July-2006	37	47	16	61
June-2006	37	46	17	60
May-2006	34	49	17	59
August-2005	40	38	21	60
August-2004	43	41	16	64
August-2003	35	37	28	53

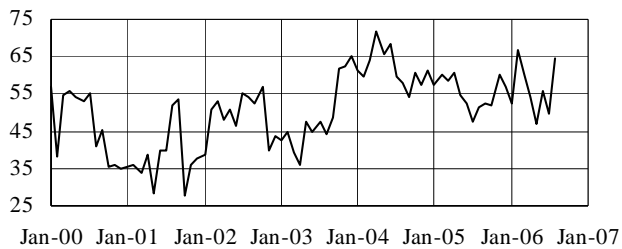
## Production



**Commentary:** Up 12 points to 68.

Date	Increase	Same	Decrease	Index
	%	%	%	
August-2006	50	36	14	68
July-2006	31	51	18	56
June-2006	34	49	17	59
May-2006	29	63	9	60
August-2005	36	50	14	61
August-2004	44	42	14	65
August-2003	28	53	19	55

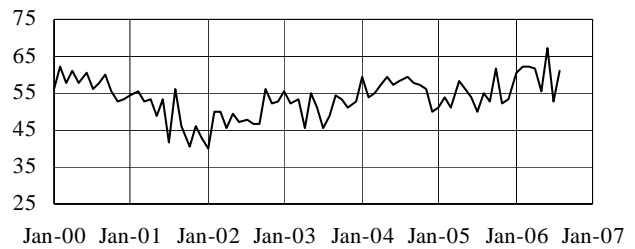
## Backlog



**Commentary:** A 14 point increase to 64.

Date	Increase	Same	Decrease	Index
	%	%	%	
August-2006	37	54	9	64
July-2006	23	54	23	50
June-2006	26	60	14	56
May-2006	29	37	34	47
August-2005	29	45	26	51
August-2004	36	43	20	58
August-2003	19	51	30	44

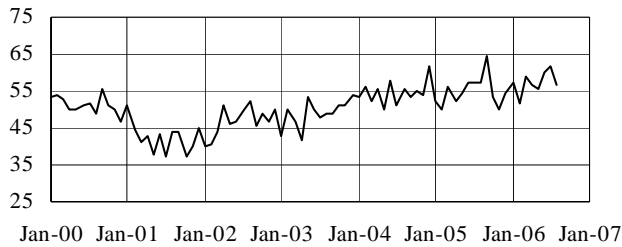
## Capital Expenditures



**Commentary:** A nice eight point increase to 61.

Date	Increase	Same	Decrease	Index
	%	%	%	
August-2006	31	61	8	61
July-2006	21	64	15	53
June-2006	37	60	3	67
May-2006	14	83	3	56
August-2005	17	76	7	55
August-2004	21	76	2	60
August-2003	9	80	11	49

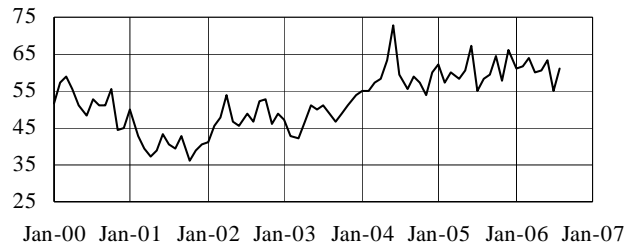
## White Collar Employment



**Commentary:** Down five points to 57. Still growing.

Date	Increase %	Same %	Decrease %	Index
August-2006	17	81	3	57
July-2006	23	77	0	62
June-2006	23	74	3	60
May-2006	17	77	6	56
August-2005	19	76	5	57
August-2004	18	75	7	56
August-2003	9	79	12	49

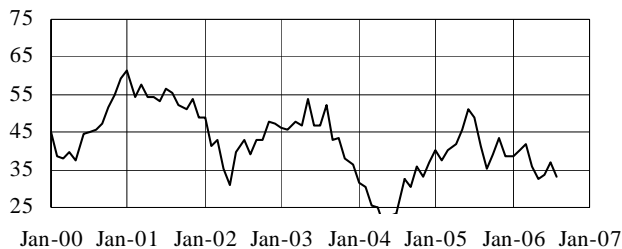
## Blue Collar Employment



**Commentary:** A six point increase to stand at 61.

Date	Increase %	Same %	Decrease %	Index
August-2006	31	61	8	61
July-2006	15	79	5	55
June-2006	35	56	9	63
May-2006	24	74	3	60
August-2005	26	64	10	58
August-2004	25	61	14	56
August-2003	7	84	9	49

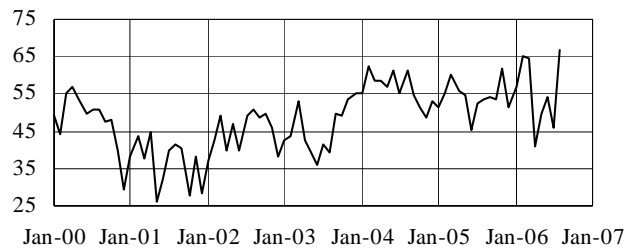
## Supplier Lead Times



**Commentary:** Down four points to 33 in August.

Date	Increase %	Same %	Decrease %	Index
August-2006	33	67	0	33
July-2006	28	69	3	37
June-2006	32	68	0	34
May-2006	34	66	0	33
August-2005	20	78	2	41
August-2004	40	56	5	33
August-2003	7	81	12	52

## Inventory Levels



**Commentary:** A 21 point increase to 67 this month.

Date	Increase %	Same %	Decrease %	Index
August-2006	44	44	11	67
July-2006	21	51	28	46
June-2006	29	51	20	54
May-2006	20	60	20	50
August-2005	27	54	20	54
August-2004	36	50	14	61
August-2003	12	56	33	40