

BUSINESS SURVEY REPORT

February 2010

The Milwaukee Index is at 56 for the second month in a row. New Orders Received went up seven points to 63. Production dropped a point to 62. Backlog increased two points to 56. Supplier Lead Times dropped three points to 35.

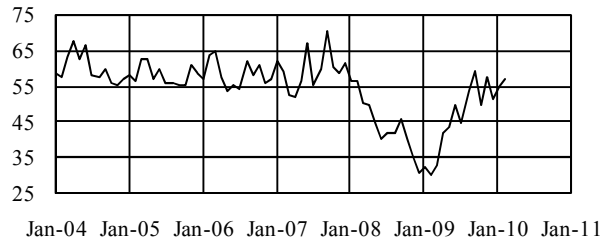
Blue Collar Employment increased two points to 58. White Collar Employment is up one point to 54. Inventory Levels rose fifteen points to stand at 54. Capital Equipment Purchases are up three points to 63. The Level of Purchasing Activities

are still at 71.

The Prices Paid Index dropped six points to 58. Thirteen increased one did not change and seven declined. Twenty are still above 50. Fuel

dropped eighty points. Petroleum is down thirty-three as is Copper. Aluminum dropped eleven and Precious Metal ten.

Milwaukee Index



Date	Index
February-2010	57
January-2010	55
December-2009	51
November-2009	57
February-2009	30
February-2008	56
February-2007	59

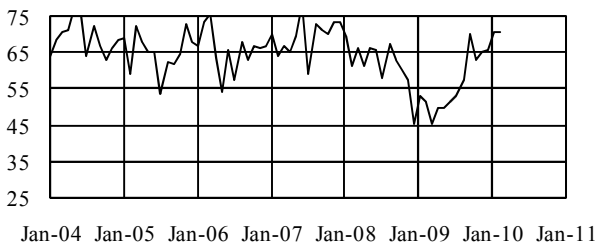
Ferrous is up eleven and Corrugated Packaging ten points.

Commodity Price Index

Aluminum 54	Electronic Components 60	Plastics 69
Casting 65	Forgings 61	Plating 56
Chemicals 73	Fuel 4	Precious Metals 55
Computer Hardware/Software 55	Hydraulic Componentets 53	Printing Paper 58
Copper, Brass, Bronze 53	Office Supplies 54	Rubber Products 61
Corrugated/Packaging 66	Petroleum Products 52	Stampings 61
Electric Motors/Transformers 61	Piping & Tubing 66	Ferrous (Steel, Stainless) 77

Commentary:
Down six points to 58 this month.

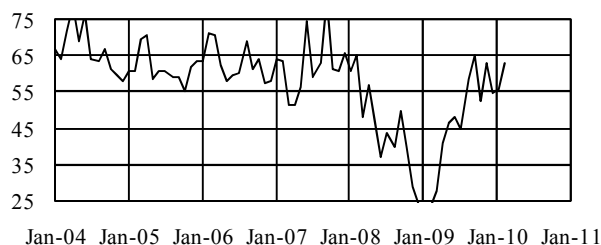
Level of Purchasing Activities



Date	Increase %	Same %	Decrease %	Index
February-2010	46	49	5	71
January-2010	46	49	5	71
December-2009	37	58	5	66
November-2009	40	50	10	65
February-2009	36	31	33	51
February-2008	38	46	15	62
February-2007	38	53	9	64

Commentary: No change. Still at 71.

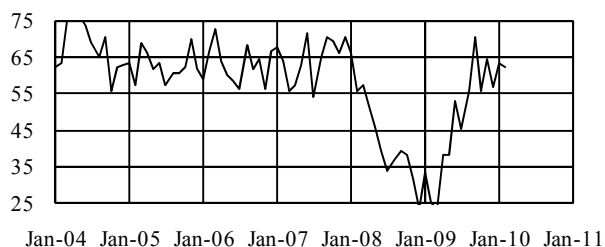
New Orders



Commentary: Up seven points to 63.

Date	Increase %	Same %	Decrease %	Index
February-2010	48	31	21	63
January-2010	40	31	29	56
December-2009	37	37	26	55
November-2009	45	36	19	63
February-2009	14	19	67	24
February-2008	54	23	23	65
February-2007	47	34	19	64

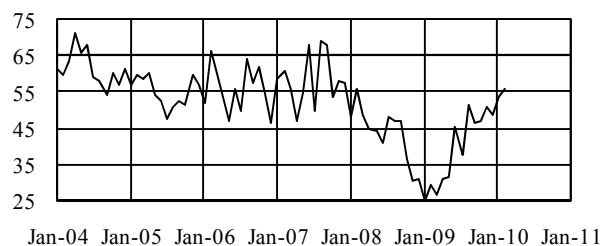
Production



Commentary: A one point drop in February.

Date	Increase %	Same %	Decrease %	Index
February-2010	46	32	22	62
January-2010	50	26	24	63
December-2009	39	34	26	57
November-2009	45	38	17	64
February-2009	14	22	64	25
February-2008	46	19	35	56
February-2007	44	41	16	64

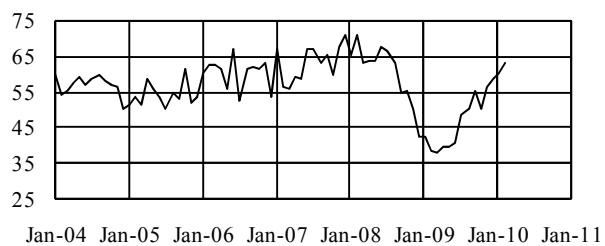
Backlog



Commentary: A two point increase.

Date	Increase %	Same %	Decrease %	Index
February-2010	36	40	24	56
January-2010	26	55	19	54
December-2009	21	55	24	49
November-2009	24	54	22	51
February-2009	11	36	53	29
February-2008	31	50	19	56
February-2007	41	41	19	61

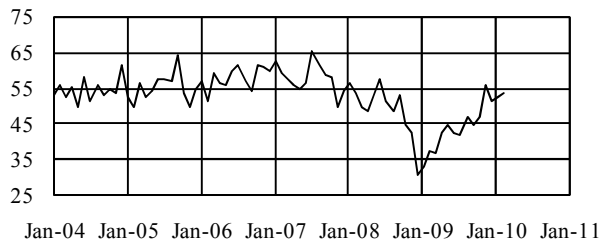
Capital Expenditures



Commentary: Up three point this month. At a nice 63.

Date	Increase %	Same %	Decrease %	Index
February-2010	31	64	5	63
January-2010	30	60	10	60
December-2009	22	72	6	58
November-2009	24	63	12	56
February-2009	12	53	35	38
February-2008	42	58	0	71
February-2007	16	81	3	56

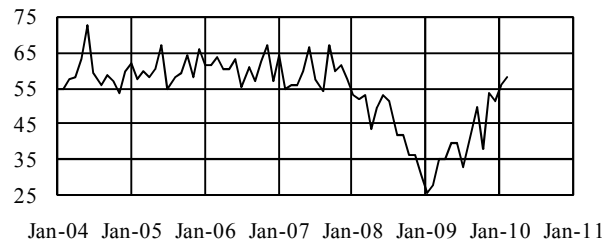
White Collar Employment



Commentary: A one point increase.

Date	Increase %	Same %	Decrease %	Index
February-2010	17	74	10	54
January-2010	13	80	8	53
December-2009	11	82	8	51
November-2009	20	73	7	56
February-2009	6	64	31	38
February-2008	12	85	4	54
February-2007	19	81	0	59

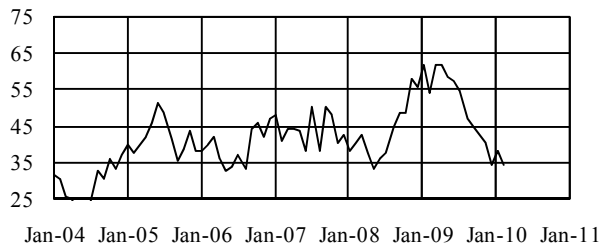
Blue Collar Employment



Commentary: Up two points this month.

Date	Increase %	Same %	Decrease %	Index
February-2010	29	60	12	58
January-2010	24	64	12	56
December-2009	16	71	13	51
November-2009	21	67	13	54
February-2009	6	44	50	28
February-2008	15	73	12	52
February-2007	16	78	6	55

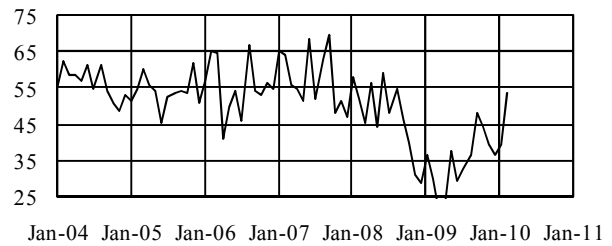
Supplier Lead Times



Commentary: Down three this month.

Date	Increase %	Same %	Decrease %	Index
February-2010	33	64	2	35
January-2010	31	62	7	38
December-2009	32	68	0	34
November-2009	29	61	10	40
February-2009	14	63	23	54
February-2008	27	65	8	40
February-2007	19	81	0	41

Inventory Levels



Commentary: A 15 point increase. Getting ready to produce.

Date	Increase %	Same %	Decrease %	Index
February-2010	36	36	29	54
January-2010	19	40	40	39
December-2009	21	32	47	37
November-2009	24	31	45	39
February-2009	17	26	57	30
February-2008	35	35	31	52
February-2007	41	47	13	64