

BUSINESS SURVEY REPORT

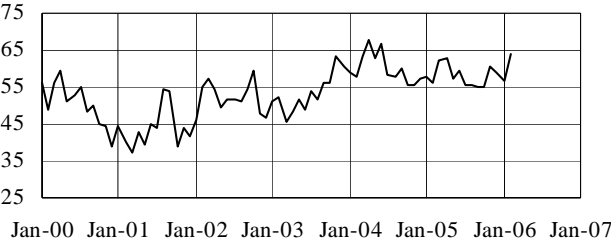
February - 2006

The Seasonally adjusted Milwaukee Index increased five points to 61 in February. The Raw Index increased seven points to 64. New Orders rose eight points to 72 this month. Production is up eight also. It now stands at 67. Backlog increase fifteen points to 67 also. Supplier Lead Times improved slightly to 40. That is up two points.

Capital Equipment rose three points to 63. The Level of Purchasing Activities is now at 73, a six point increase.

The Prices Paid index did not change. It is still at 63. Eleven increased and ten declined. Plating and Corrugated Packaging increased twelve points. This was followed by Aluminum at seven. Rubber Products declined thirteen

Milwaukee Index



Date	Index
February-2006	64
January-2006	57
December-2005	59
November-2005	61
February-2005	56
February-2004	58
February-2003	52

Blue Collar Employment rose a point to 62. White Collar Employment declined five points to 52. Inventory Levels increase eight points to stand at 65.

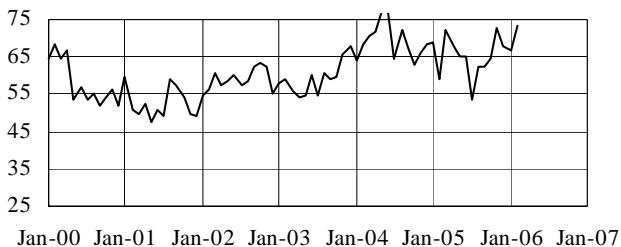
Chemicals went down eleven. Computer Hardware/Software is down seven points.

Commodity Price Index

Aluminum	79	Electronic Components	50	Plastics	55
Casting	68	Forgings	61	Plating	68
Chemicals	63	Fuel	86	Precious Metals	80
Computer Hardware/Software	46	Hydraulic Componenets	50	Printing Paper	50
Copper, Brass, Bronze	90	Office Supplies	53	Rubber Products	54
Corrugated/Packaging	71	Petroleum Products	76	Stampings	56
Electric Motors/Transformers	58	Piping & Tubing	56	Ferrous (Steel, Stainless)	61

Commentary:
No change this month. Still at 63.

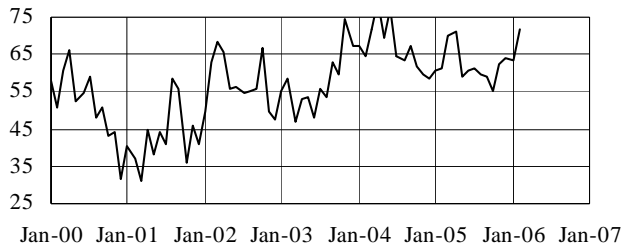
Level of Purchasing Activities



Date	Increase %	Same %	Decrease %	Index
February-2006	50	46	4	73
January-2006	45	43	12	67
December-2005	48	40	12	68
November-2005	54	38	8	73
February-2005	33	51	15	59
February-2004	46	44	10	68
February-2003	34	50	16	59

Commentary: A six point increase to 73. We are busier.

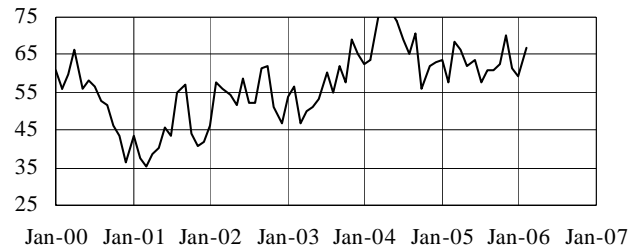
New Orders



Commentary: Up eight points to 72. A nice increase.

Date	Increase %	Same %	Decrease %	Index
February-2006	57	30	13	72
January-2006	43	41	16	64
December-2005	44	40	16	64
November-2005	50	25	25	63
February-2005	40	43	18	61
February-2004	49	32	20	65
February-2003	38	40	21	59

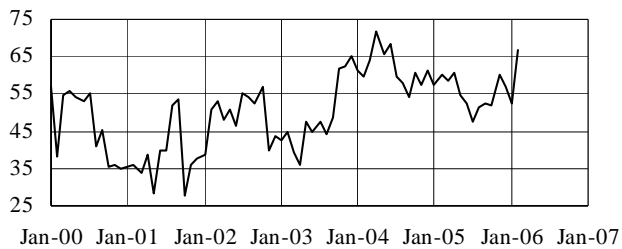
Production



Commentary: Also up eight points. Now at 67.

Date	Increase %	Same %	Decrease %	Index
February-2006	40	53	7	67
January-2006	34	50	16	59
December-2005	42	40	19	62
November-2005	52	36	12	70
February-2005	30	55	15	58
February-2004	44	39	17	63
February-2003	30	53	17	56

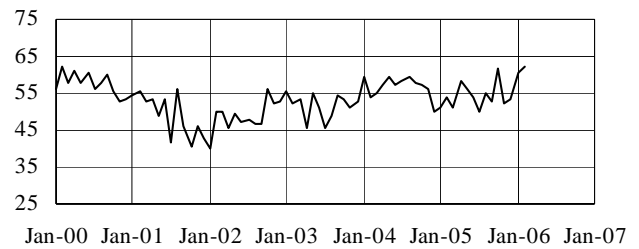
Backlog



Commentary: A 15 point increase. Now stands at 67.

Date	Increase %	Same %	Decrease %	Index
February-2006	47	40	13	67
January-2006	27	50	23	52
December-2005	35	44	21	57
November-2005	36	48	16	60
February-2005	38	45	18	60
February-2004	34	51	15	60
February-2003	19	51	30	45

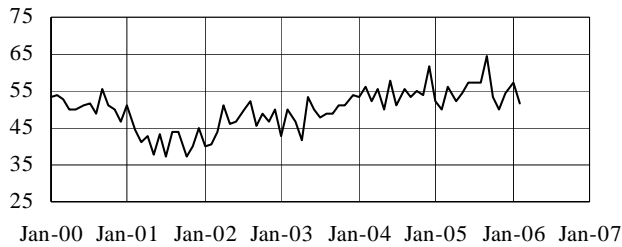
Capital Expenditures



Commentary: Up three to 63. A nice number.

Date	Increase %	Same %	Decrease %	Index
February-2006	25	75	0	63
January-2006	26	70	5	60
December-2005	17	74	10	54
November-2005	16	72	12	52
February-2005	18	73	10	54
February-2004	15	77	8	54
February-2003	15	74	11	52

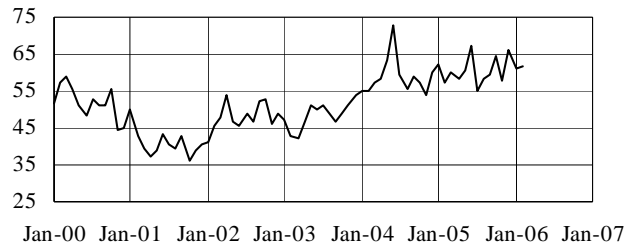
White Collar Employment



Commentary: Down five points to a barely growing 52.

Date	Increase %	Same %	Decrease %	Index
February-2006	10	83	7	52
January-2006	21	72	7	57
December-2005	16	77	7	55
November-2005	8	84	8	50
February-2005	10	80	10	50
February-2004	20	73	7	56
February-2003	9	83	9	50

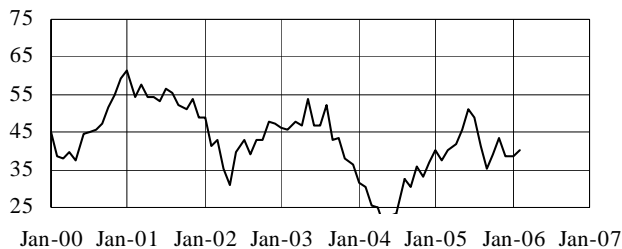
Blue Collar Employment



Commentary: Up a point to 62. Still quite strong.

Date	Increase %	Same %	Decrease %	Index
February-2006	27	70	3	62
January-2006	30	64	7	61
December-2005	33	67	0	66
November-2005	24	68	8	58
February-2005	20	75	5	58
February-2004	23	65	13	55
February-2003	11	64	26	43

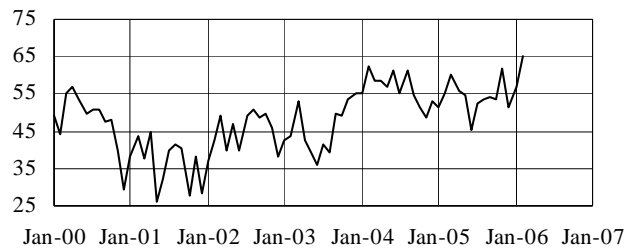
Supplier Lead Times



Commentary: A two point increase to 40. Still too low.

Date	Increase %	Same %	Decrease %	Index
February-2006	20	80	0	40
January-2006	26	72	2	38
December-2005	23	77	0	38
November-2005	21	71	8	44
February-2005	28	70	3	38
February-2004	39	61	0	30
February-2003	13	83	4	46

Inventory Levels



Commentary: An eight point increase to 65 this month.

Date	Increase %	Same %	Decrease %	Index
February-2006	47	37	17	65
January-2006	32	50	18	57
December-2005	33	37	30	51
November-2005	36	52	12	62
February-2005	35	40	25	55
February-2004	44	37	20	62
February-2003	13	62	26	44