

BUSINESS SURVEY REPORT

May - 2007

The economy improved considerably this month. The Seasonally Adjusted Milwaukee Index is up nine points to 58. The Raw Index increased four to 56. New Orders Received is up four to 56.

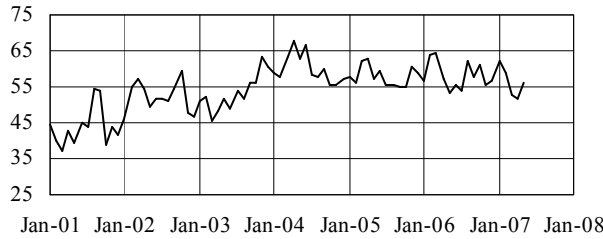
Production rose five points to 63. Backlog is up eight to 55. Lead Times are still at 44 for the third month in row.

Inventory Levels dropped three points to 52 in May. Capital Equipment is still at 59. White Collar Employment is down a point to 55. Blue Collar Employment increased four to 60.

The Prices Paid Index is down two to 63. Twenty items are above 50 and one is at 50. Nine

increased and eleven decreased. One did not change. Copper and Ferrous dropped twenty points to 66 and 60 respectively. Castings are down eleven to 58 and Plating declined eight to

Milwaukee Index



Date	Index
May-2007	56
April-2007	52
March-2007	53
February-2007	59
May-2006	54
May-2005	57
May-2004	63

55. Aluminum is down seven at 59. Plastics increased eight points to 71. Corrugated is up six and Office Products up five

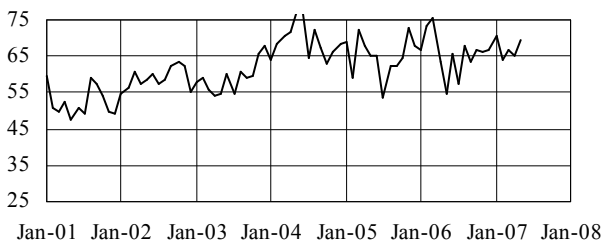
to 60 and 53 respectively. The highest indices are Fuel at 97 and Petroleum Products at 90 - surprise. They're followed by Chemicals, Plastics and Precious Metals. The lowest index is Computer Hardware at 50.

Commodity Price Index

Aluminum	59	Electronic Components	58	Plastics	71
Casting	58	Forgings	56	Plating	55
Chemicals	71	Fuel	97	Precious Metals	83
Computer Hardware/Software	50	Hydraulic Componentets	54	Printing Paper	58
Copper, Brass, Bronze	66	Office Supplies	53	Rubber Products	54
Corrugated/Packaging	60	Petroleum Products	90	Stampings	54
Electric Motors/Transformers	57	Piping & Tubing	63	Ferrous (Steel, Stainless)	60

Commentary:
Average is down two to 63. 20 are still above 50.

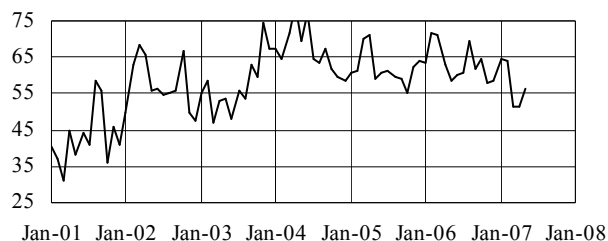
Level of Purchasing Activities



Date	Increase %	Same %	Decrease %	Index
May-2007	48	42	10	69
April-2007	42	45	12	65
March-2007	45	42	12	67
February-2007	38	53	9	64
May-2006	32	44	24	54
May-2005	42	45	12	65
May-2004	59	36	5	77

Commentary: Up four points to 69. Handling more paper.

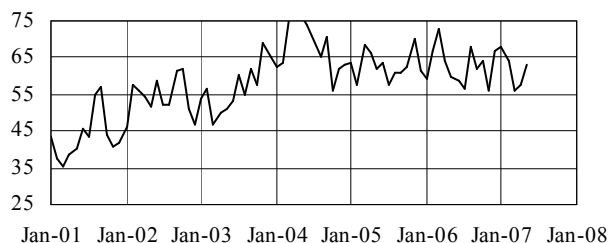
New Orders



Commentary: A four point increase to 56 this month.

Date	Increase %	Same %	Decrease %	Index
May-2007	42	29	29	56
April-2007	30	42	27	52
March-2007	33	36	30	52
February-2007	47	34	19	64
May-2006	34	49	17	59
May-2005	38	41	21	59
May-2004	52	34	14	69

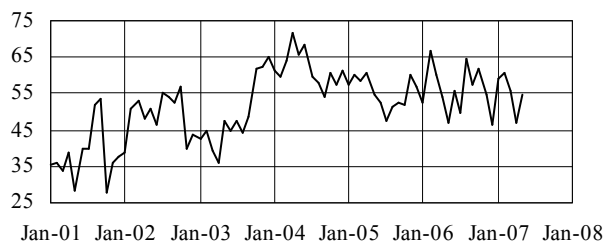
Production



Commentary: Up five pints to a very nice 63.

Date	Increase %	Same %	Decrease %	Index
May-2007	48	29	23	63
April-2007	36	42	21	58
March-2007	29	53	18	56
February-2007	44	41	16	64
May-2006	29	63	9	60
May-2005	38	47	15	62
May-2004	62	29	9	77

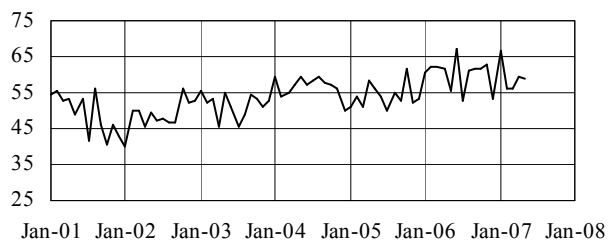
Backlog



Commentary: Eight points increase in May.

Date	Increase %	Same %	Decrease %	Index
May-2007	35	39	26	55
April-2007	18	58	24	47
March-2007	35	41	24	56
February-2007	41	41	19	61
May-2006	29	37	34	47
May-2005	29	50	21	54
May-2004	43	45	11	66

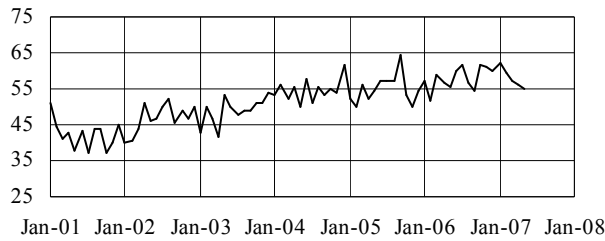
Capital Expenditures



Commentary: Still at 59. This is not a bad number.

Date	Increase %	Same %	Decrease %	Index
May-2007	24	69	7	59
April-2007	22	75	3	59
March-2007	21	71	9	56
February-2007	16	81	3	56
May-2006	14	83	3	56
May-2005	15	82	3	56
May-2004	21	77	2	59

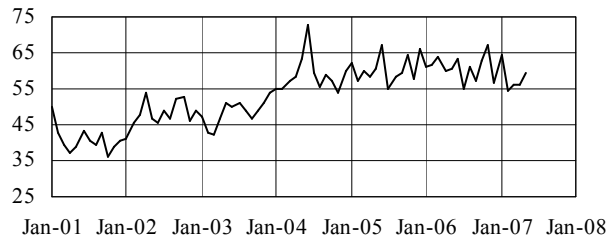
White Collar Employment



Commentary: Down a point in May. It is now at 55.

Date	Increase %	Same %	Decrease %	Index
May-2007	19	71	10	55
April-2007	12	88	0	56
March-2007	18	79	3	57
February-2007	19	81	0	59
May-2006	17	77	6	56
May-2005	12	85	3	54
May-2004	7	87	7	50

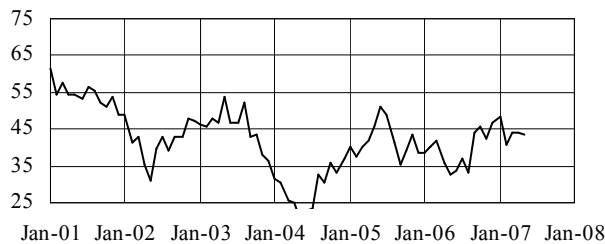
Blue Collar Employment



Commentary: A four point drop to 60. Not a bad number.

Date	Increase %	Same %	Decrease %	Index
May-2007	29	61	10	60
April-2007	18	76	6	56
March-2007	15	82	3	56
February-2007	16	78	6	55
May-2006	24	74	3	60
May-2005	26	68	6	60
May-2004	33	60	7	63

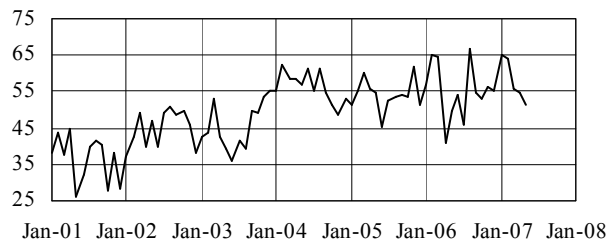
Supplier Lead Times



Commentary: No change. Still at 44 for third month in a row.

Date	Increase %	Same %	Decrease %	Index
May-2007	19	74	6	44
April-2007	12	88	0	44
March-2007	12	88	0	44
February-2007	19	81	0	41
May-2006	34	66	0	33
May-2005	15	79	6	46
May-2004	60	40	0	20

Inventory Levels



Commentary: This index is down three points to 52.

Date	Increase %	Same %	Decrease %	Index
May-2007	29	45	26	52
April-2007	30	48	21	55
March-2007	29	53	18	56
February-2007	41	47	13	64
May-2006	20	60	20	50
May-2005	26	56	18	54
May-2004	39	36	25	57