

BUSINESS SURVEY REPORT

June - 2007

The Milwaukee Index rose eight points to 66 this month. The Raw Index is at 67. New Orders Received are at 75, a nineteen point increase. Production is up nine points to 72. Backlog rose thirteen to stand at 68. Supplier Lead Times are down six points at 38.

Blue Collar Employment is now at 67, up seven points. White Collar

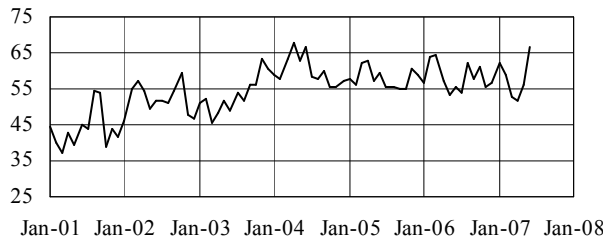
Employment rose two points to 57. Inventory Levels increased sixteen points to stand at 68. Capital Equipment went up eight points to 67. The Level of Purchasing Activities is up nine points to 78.

The Prices Paid Index is down six points

to 57. Only four went up, one stayed the same and sixteen declined. Sixteen are above 50, however. Fuel declined thirty-eight and Petroleum went down twenty-one. Aluminum decline four-

teen points. Precious Metal is down eleven points. Printing Paper went up five and Electric Motors four.

Milwaukee Index



Date	Index
June-2007	67
May-2007	56
April-2007	52
March-2007	53
June-2006	55
June-2005	59
June-2004	66

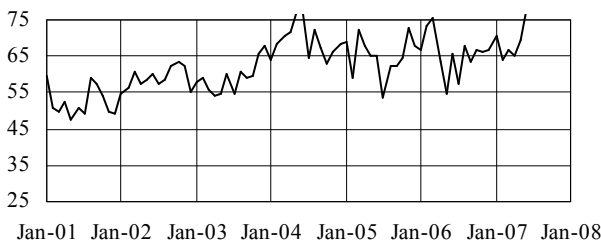
The survey committee is in the process of converting the current fax based survey into a web based survey. The initial tests indicate that we may be able to go solely web based around September. Stay tuned.

Commodity Price Index

Aluminum 45	Electronic Components 57	Plastics 72
Casting 53	Forgings 58	Plating 46
Chemicals 69	Fuel 59	Precious Metals 72
Computer Hardware/Software 43	Hydraulic Componenets 54	Printing Paper 63
Copper, Brass, Bronze 60	Office Supplies 50	Rubber Products 50
Corrugated/Packaging 55	Petroleum Products 69	Stampings 46
Electric Motors/Transformers 61	Piping & Tubing 56	Ferrous (Steel, Stainless) 53

Commentary:
Down six points to 57 this month.

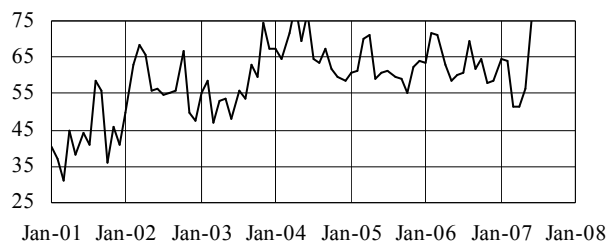
Level of Purchasing Activities



Date	Increase %	Same %	Decrease %	Index
June-2007	60	37	3	78
May-2007	48	42	10	69
April-2007	42	45	12	65
March-2007	45	42	12	67
June-2006	40	51	9	66
June-2005	35	60	5	65
June-2004	57	40	2	77

Commentary: Up nine points. We are busier.

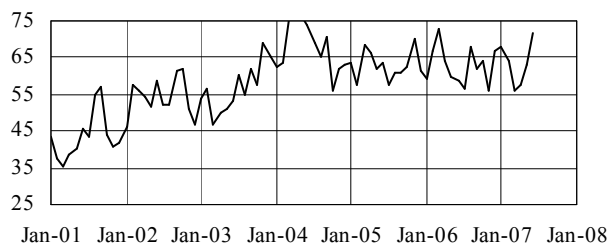
New Orders



Commentary: Up 19 to 75. A nice increase.

Date	Increase %	Same %	Decrease %	Index
June-2007	57	37	7	75
May-2007	42	29	29	56
April-2007	30	42	27	52
March-2007	33	36	30	52
June-2006	37	46	17	60
June-2005	37	49	15	61
June-2004	59	36	5	77

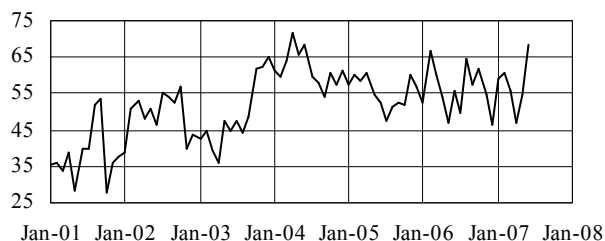
Production



Commentary: A nine point rise to 72.

Date	Increase %	Same %	Decrease %	Index
June-2007	50	43	7	72
May-2007	48	29	23	63
April-2007	36	42	21	58
March-2007	29	53	18	56
June-2006	34	49	17	59
June-2005	41	44	15	63
June-2004	52	43	5	74

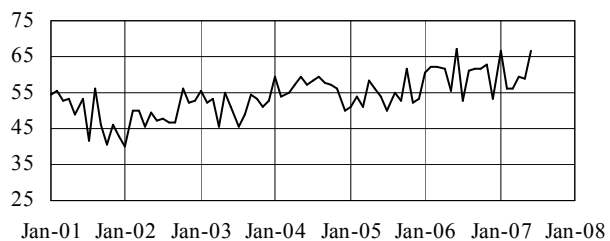
Backlog



Commentary: A 13 point increase to 68.

Date	Increase %	Same %	Decrease %	Index
June-2007	50	37	13	68
May-2007	35	39	26	55
April-2007	18	58	24	47
March-2007	35	41	24	56
June-2006	26	60	14	56
June-2005	27	51	22	52
June-2004	48	41	11	68

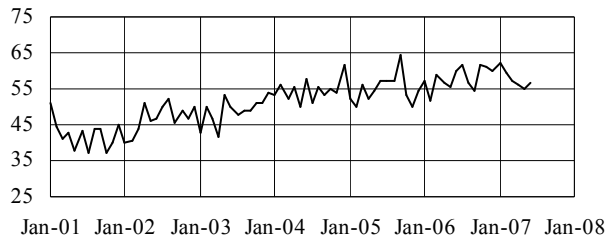
Capital Expenditures



Commentary: A nice eight point increase. Stands at 67 now.

Date	Increase %	Same %	Decrease %	Index
June-2007	40	53	7	67
May-2007	24	69	7	59
April-2007	22	75	3	59
March-2007	21	71	9	56
June-2006	37	60	3	67
June-2005	23	63	15	54
June-2004	19	77	5	57

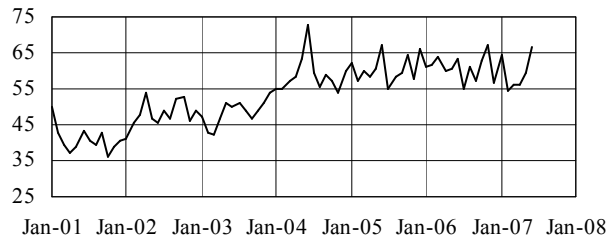
White Collar Employment



Commentary: Up two points to 57.

Date	Increase %	Same %	Decrease %	Index
June-2007	20	73	7	57
May-2007	19	71	10	55
April-2007	12	88	0	56
March-2007	18	79	3	57
June-2006	23	74	3	60
June-2005	15	85	0	57
June-2004	18	80	2	58

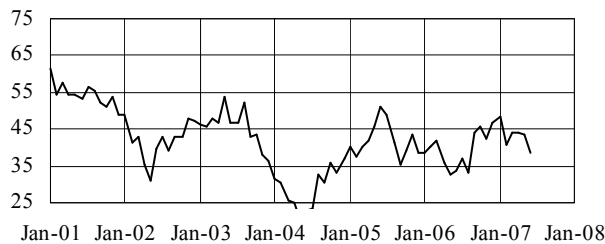
Blue Collar Employment



Commentary: A seven point increase to 67.

Date	Increase %	Same %	Decrease %	Index
June-2007	33	67	0	67
May-2007	29	61	10	60
April-2007	18	76	6	56
March-2007	15	82	3	56
June-2006	35	56	9	63
June-2005	41	51	7	67
June-2004	48	50	2	73

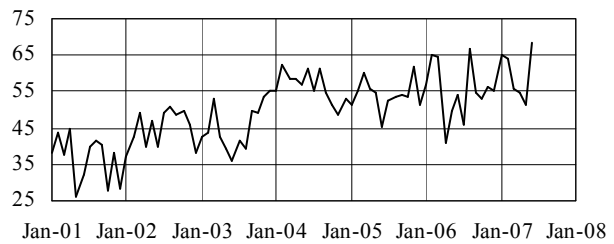
Supplier Lead Times



Commentary: Down six points. Business gets good, deliveries get slow.

Date	Increase %	Same %	Decrease %	Index
June-2007	27	70	3	38
May-2007	19	74	6	44
April-2007	12	88	0	44
March-2007	12	88	0	44
June-2006	32	68	0	34
June-2005	12	73	15	51
June-2004	55	45	0	23

Inventory Levels



Commentary: A 16 point increase to 68.

Date	Increase %	Same %	Decrease %	Index
June-2007	50	37	13	68
May-2007	29	45	26	52
April-2007	30	48	21	55
March-2007	29	53	18	56
June-2006	29	51	20	54
June-2005	20	51	29	45
June-2004	41	41	18	61