

BUSINESS SURVEY REPORT

November - 2007

The Milwaukee Index declined three points to 60 in November. New Orders Received is down a point to 61. Production declined three points to 66 in November. Backlog went up four to 58. Supplier

Lead Times dropped eight points to 40. Not a good trend.

Blue Collar Employment went up a point to 61 this month.

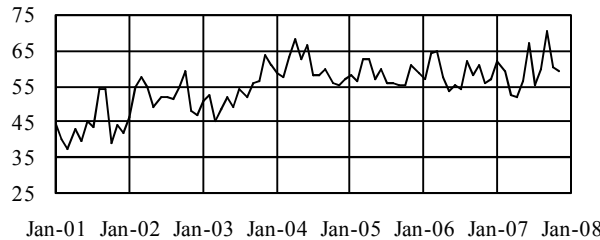
White Collar employment dropped eight to 50. Not a good way to go. Inventory Levels increased four points to 52. Capitol Equipment had a nice eight point increase to 68. We are a little busier this month.

The Level of Purchasing Activities is up three to 73.

The Prices Paid Index increased five points to 61. Fourteen went up and seven declined. Fuel went up fifty-seven and Petroleum thirty-eight points. Casting are up twenty-three and Aluminum twenty-two points. Plas-

tics went up thirteen. Corrugated Packaging dropped thirty points. Copper went down twenty-two and Precious Metal is down eighteen. Printing Paper is down thirteen.

Milwaukee Index

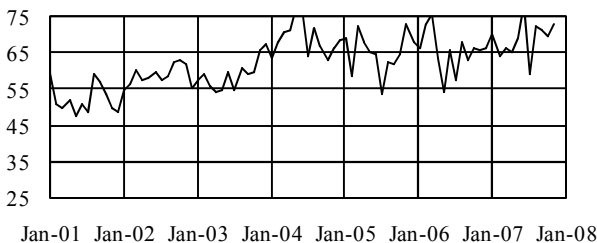


Date	Index
November-2007	59
October-2007	60
September-2007	70
August-2007	60
November-2006	56
November-2005	61
November-2004	55

Commodity Price Index

Aluminum 63	Electronic Components 56	Plastics 81	Commentary: Average is up five points. Fuel and Petroleum really went up.
Casting 63	Forgings 56	Plating 50	
Chemicals 82	Fuel 86	Precious Metals 64	
Computer Hardware/Software 50	Hydraulic Componentets 55	Printing Paper 50	
Copper, Brass, Bronze 53	Office Supplies 53	Rubber Products 61	
Corrugated/Packaging 64	Petroleum Products 88	Stampings 45	
Electric Motors/Transformers 60	Piping & Tubing 50	Ferrous (Steel, Stainless) 47	

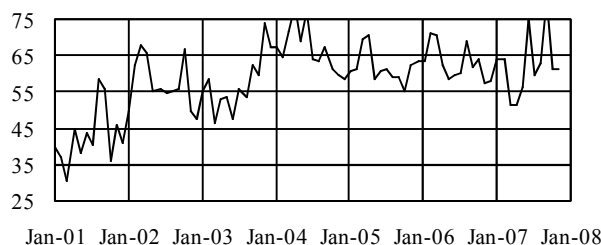
Level of Purchasing Activities



Date	Increase %	Same %	Decrease %	Index
November-2007	57	33	10	73
October-2007	48	44	8	70
September-2007	46	50	4	71
August-2007	48	48	3	73
November-2006	39	55	6	66
November-2005	54	38	8	73
November-2004	40	53	8	66

Commentary: Up three to 73 in November.

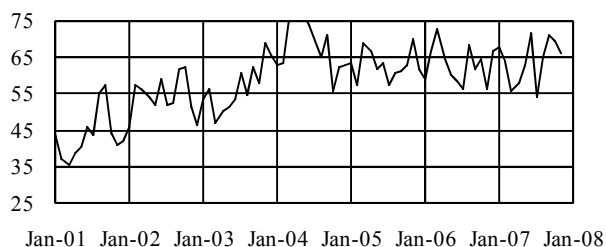
New Orders



Commentary: Down a point to 61. Still healthy.

Date	Increase	Same	Decrease	Index
	%	%	%	
November-2007	45	32	23	61
October-2007	46	31	23	62
September-2007	72	17	10	81
August-2007	41	44	15	63
November-2006	41	34	25	58
November-2005	50	25	25	63
November-2004	34	51	15	60

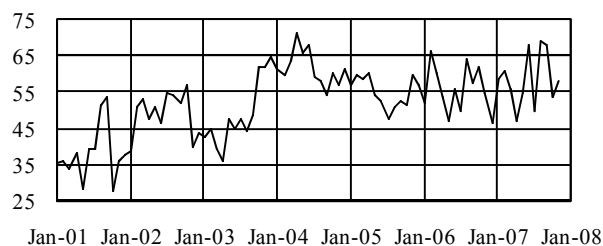
Production



Commentary: Dropped three points to 66 this month.

Date	Increase	Same	Decrease	Index
	%	%	%	
November-2007	45	42	13	66
October-2007	58	23	19	69
September-2007	52	38	10	71
August-2007	41	47	12	65
November-2006	34	44	22	56
November-2005	52	36	12	70
November-2004	37	51	12	62

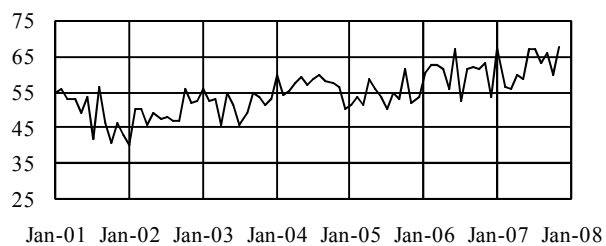
Backlog



Commentary: Up four points to stand at 58.

Date	Increase	Same	Decrease	Index
	%	%	%	
November-2007	29	58	13	58
October-2007	27	54	19	54
September-2007	43	50	7	68
August-2007	50	38	12	69
November-2006	28	53	19	55
November-2005	36	48	16	60
November-2004	34	46	20	57

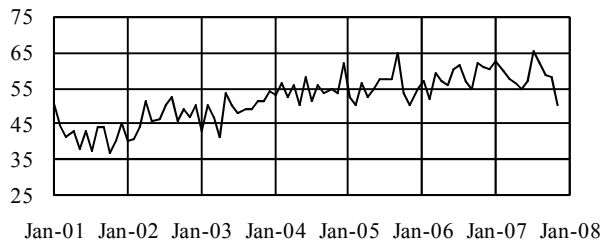
Capital Expenditures



Commentary: A nice eight point increase to 68. Buying equipment.

Date	Increase	Same	Decrease	Index
	%	%	%	
November-2007	35	65	0	68
October-2007	31	58	12	60
September-2007	34	62	3	66
August-2007	29	68	3	63
November-2006	29	68	3	63
November-2005	16	72	12	52
November-2004	15	83	3	56

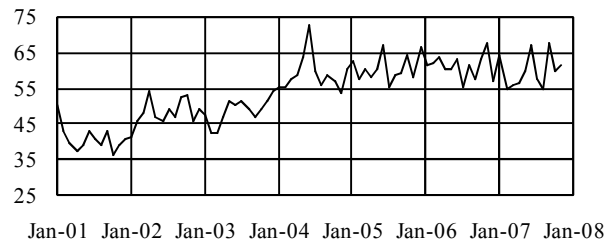
White Collar Employment



Commentary: Down eight to a neutral 50.

Date	Increase %	Same %	Decrease %	Index
November-2007	6	87	6	50
October-2007	24	68	8	58
September-2007	24	69	7	59
August-2007	26	71	3	62
November-2006	22	78	0	61
November-2005	8	84	8	50
November-2004	12	83	5	54

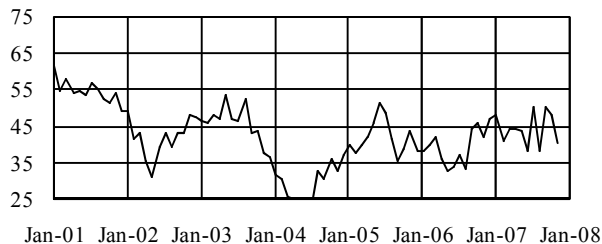
Blue Collar Employment



Commentary: Up a point to 61 this month.

Date	Increase %	Same %	Decrease %	Index
November-2007	32	58	10	61
October-2007	23	73	4	60
September-2007	38	59	3	67
August-2007	21	68	12	54
November-2006	38	59	3	67
November-2005	24	68	8	58
November-2004	12	83	5	54

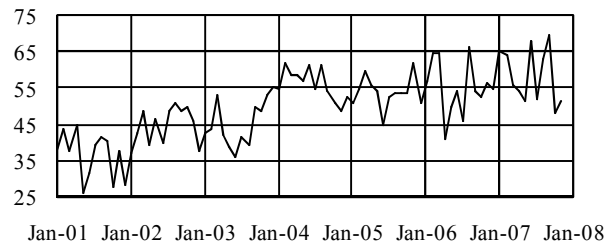
Supplier Lead Times



Commentary: A big eight point drop to 40.

Date	Increase %	Same %	Decrease %	Index
November-2007	26	68	6	40
October-2007	15	73	12	48
September-2007	7	86	7	50
August-2007	26	71	3	38
November-2006	25	66	9	42
November-2005	21	71	8	44
November-2004	37	61	2	33

Inventory Levels



Commentary: A Four point increase to 52. Just growing.

Date	Increase %	Same %	Decrease %	Index
November-2007	30	43	27	52
October-2007	27	42	31	48
September-2007	50	39	11	70
August-2007	44	38	18	63
November-2006	41	31	28	56
November-2005	36	52	12	62
November-2004	29	39	32	49