

BUSINESS SURVEY REPORT

November - 2006

The Seasonally Adjusted and Raw Milwaukee index are both down to 56 this month. It was 61 a year ago (adjusted). New Orders Received declined six points in November. Production is down eight points to 56.

Backlog dropped seven points to 55.

Supplier Lead Times got worse. It is down four points to 42.

Blue Collar Employment

went up four points to 67. A real nice number. White Collar Employment declined a point to 61. Inventory Levels went up three to 56. Capital Equipment in-

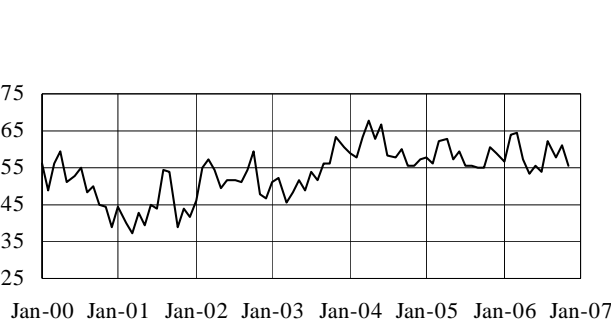
creased two points to 63. Confidence in the future. The Level of Purchasing Activities declined a point to 66.

The Prices Paid Index went up two points to 56 in November.

Ten went up, three did not change and nine declined in price. Biggest increase was twenty-eight for Fuel. This was followed by thirteen for Forgings and Computer Hardware/Soft-

ware. Petroleum increased twelve and Precious Metal ten. Electric Motors dropped eleven. This was followed by Aluminum at seven points.

Milwaukee Index



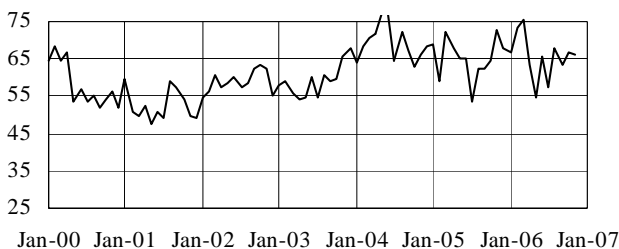
Date	Index
November-2006	56
October-2006	61
September-2006	58
August-2006	62
November-2005	61
November-2004	55
November-2003	63

Commodity Price Index

Aluminum 54	Electronic Components 56	Plastics 60
Casting 56	Forgings 69	Plating 63
Chemicals 65	Fuel 46	Precious Metals 83
Computer Hardware/Software 60	Hydraulic Componenets 50	Printing Paper 55
Copper, Brass, Bronze 64	Office Supplies 50	Rubber Products 58
Corrugated/Packaging 56	Petroleum Products 47	Stampings 47
Electric Motors/Transformers 50	Piping & Tubing 53	Ferrous (Steel, Stainless) 43

Commentary:
Average went up two to 56. 10 increased.

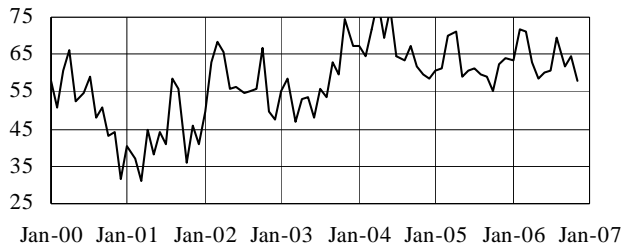
Level of Purchasing Activities



Date	Increase %	Same %	Decrease %	Index
November-2006	39	55	6	66
October-2006	39	55	6	67
September-2006	32	62	6	63
August-2006	44	47	8	68
November-2005	54	38	8	73
November-2004	40	53	8	66
November-2003	39	55	7	66

Commentary: Down a point. Still at a high 66.

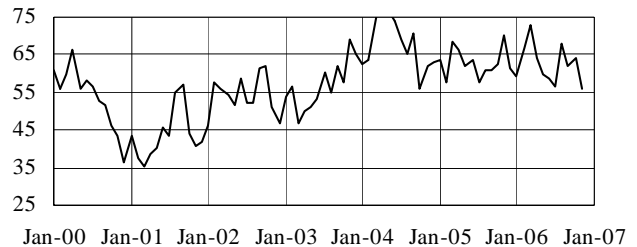
New Orders



Commentary: Down six points to 58. Still a god number.

Date	Increase %	Same %	Decrease %	Index
November-2006	41	34	25	58
October-2006	40	49	11	64
September-2006	38	47	15	62
August-2006	53	33	14	69
November-2005	50	25	25	63
November-2004	34	51	15	60
November-2003	56	38	7	74

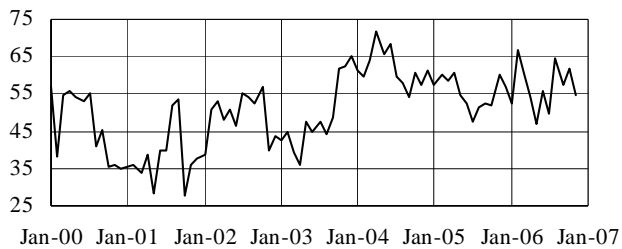
Production



Commentary: An eight point drop to 56.

Date	Increase %	Same %	Decrease %	Index
November-2006	34	44	22	56
October-2006	37	54	9	64
September-2006	35	53	12	62
August-2006	50	36	14	68
November-2005	52	36	12	70
November-2004	37	51	12	62
November-2003	47	44	9	69

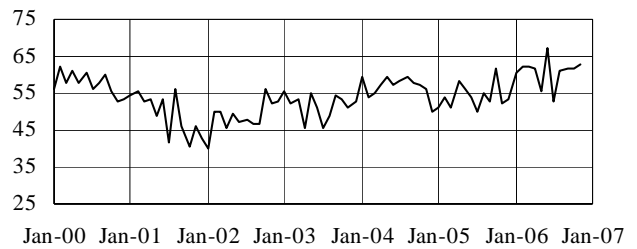
Backlog



Commentary: Went down seven points to 55 this month.

Date	Increase %	Same %	Decrease %	Index
November-2006	28	53	19	55
October-2006	38	47	15	62
September-2006	29	56	15	57
August-2006	37	54	9	64
November-2005	36	48	16	60
November-2004	34	46	20	57
November-2003	36	53	11	62

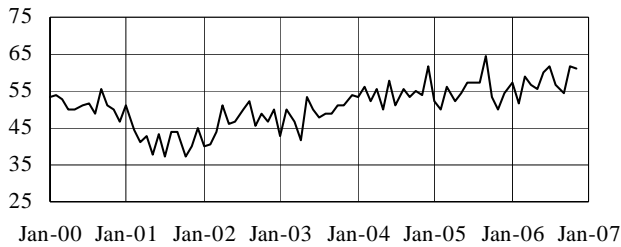
Capital Expenditures



Commentary: Up two to 63. A very good number.

Date	Increase %	Same %	Decrease %	Index
November-2006	29	68	3	63
October-2006	29	66	6	61
September-2006	29	65	6	62
August-2006	31	61	8	61
November-2005	16	72	12	52
November-2004	15	83	3	56
November-2003	11	80	9	51

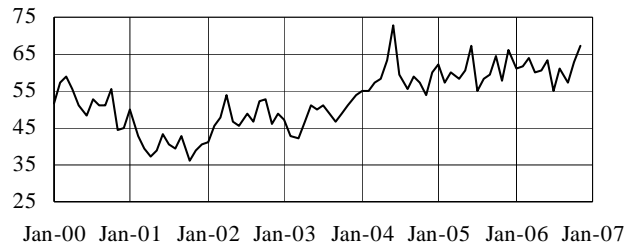
White Collar Employment



Commentary: Down a point to 61. Still at a good level.

Date	Increase %	Same %	Decrease %	Index
November-2006	22	78	0	61
October-2006	24	76	0	62
September-2006	9	91	0	54
August-2006	17	81	3	57
November-2005	8	84	8	50
November-2004	12	83	5	54
November-2003	7	89	4	51

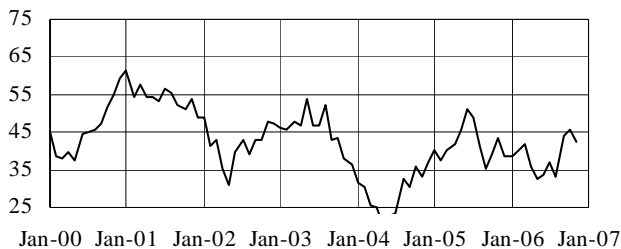
Blue Collar Employment



Commentary: A four point increase. It will be interesting to see next month.

Date	Increase %	Same %	Decrease %	Index
November-2006	38	59	3	67
October-2006	26	74	0	63
September-2006	21	74	6	57
August-2006	31	61	8	61
November-2005	24	68	8	58
November-2004	12	83	5	54
November-2003	9	84	7	51

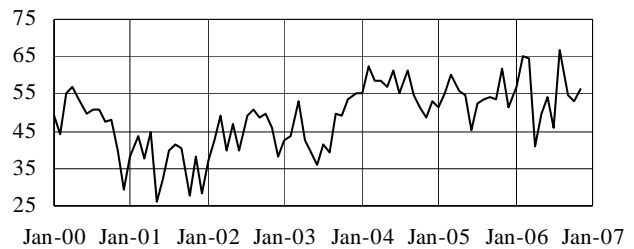
Supplier Lead Times



Commentary: A four point drop in November. Going the wrong way.

Date	Increase %	Same %	Decrease %	Index
November-2006	25	66	9	42
October-2006	14	80	6	46
September-2006	12	88	0	44
August-2006	33	67	0	33
November-2005	21	71	8	44
November-2004	37	61	2	33
November-2003	27	71	2	38

Inventory Levels



Commentary: A three point increase to 56. Natural with Production drop.

Date	Increase %	Same %	Decrease %	Index
November-2006	41	31	28	56
October-2006	34	37	29	53
September-2006	26	56	18	54
August-2006	44	44	11	67
November-2005	36	52	12	62
November-2004	29	39	32	49
November-2003	31	44	24	53