

BUSINESS SURVEY REPORT

September - 2007

The area economy improved very nicely in September. The Milwaukee Index rose seven points to 70. The Raw Index went up ten to 70. New Orders Received are up eighteen points to 81. Production rose six points to 71. Backlog decline a point to 68. Supplier Lead Times improved twelve points to 50. A good trend.

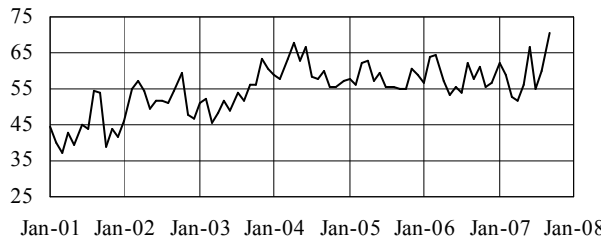
Blue Collar Employment is up thirteen points to 67 this month. White Collar Employment declined three points to 59. Inventory Levels increased seven points to 70. Capital Equipment Purchased went up three

to 66. The Level of Purchasing Activities dropped two to a still busy 71.

The Prices Paid Index is up two to 55. Twelve increased one did not change and eight declined. Eleven are above 50 and four at 50 and six below 50. Corrugated Packaging jumped twenty-two to 76. Petroleum is up

fifteen and Fuel up fourteen. Chemicals are up fourteen. Copper dropped thirteen points and plating is down eleven. Aluminum is down nine points.

Milwaukee Index



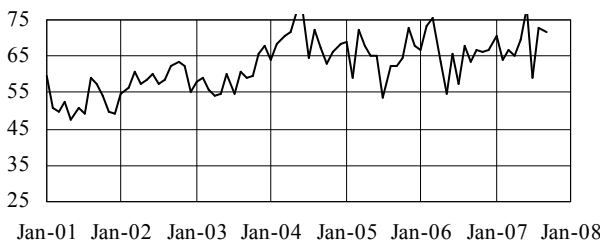
Date	Index
September-2007	70
August-2007	60
July-2007	55
June-2007	67
September-2006	58
September-2005	55
September-2004	60

Commodity Price Index

Aluminum	39	Electronic Components	50	Plastics	63
Casting	54	Forgings	61	Plating	44
Chemicals	79	Fuel	67	Precious Metals	50
Computer Hardware/Software	44	Hydraulic Componentets	55	Printing Paper	54
Copper, Brass, Bronze	46	Office Supplies	54	Rubber Products	50
Corrugated/Packaging	76	Petroleum Products	73	Stampings	50
Electric Motors/Transformers	61	Piping & Tubing	50	Ferrous (Steel, Stainless)	45

Commentary:
This is up two to 55.
12 increased.

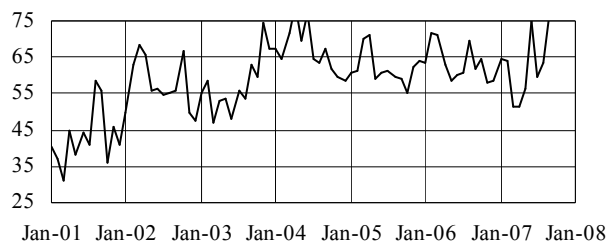
Level of Purchasing Activities



Date	Increase %	Same %	Decrease %	Index
September-2007	46	50	4	71
August-2007	48	48	3	73
July-2007	33	52	15	59
June-2007	60	37	3	78
September-2006	32	62	6	63
September-2005	41	43	16	62
September-2004	46	41	12	67

Commentary: Down two to 71. Still busy.

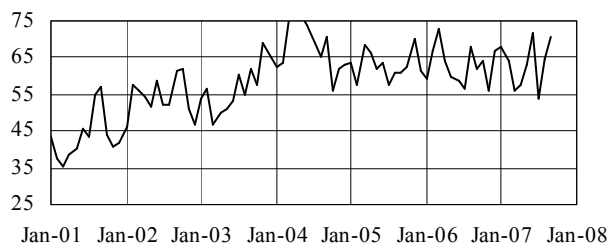
New Orders



Commentary: An 18 point increase to 81.

Date	Increase %	Same %	Decrease %	Index
September-2007	72	17	10	81
August-2007	41	44	15	63
July-2007	35	50	15	60
June-2007	57	37	7	75
September-2006	38	47	15	62
September-2005	42	34	24	59
September-2004	41	52	7	67

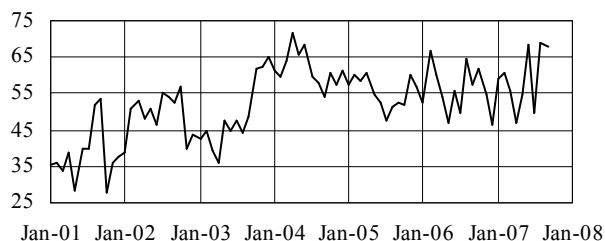
Production



Commentary: This is up six points to 71.

Date	Increase %	Same %	Decrease %	Index
September-2007	52	38	10	71
August-2007	41	47	12	65
July-2007	31	46	23	54
June-2007	50	43	7	72
September-2006	35	53	12	62
September-2005	35	51	14	61
September-2004	46	50	4	71

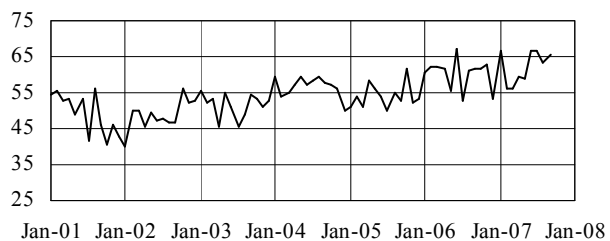
Backlog



Commentary: Down one to 68. Still a lot of work out there.

Date	Increase %	Same %	Decrease %	Index
September-2007	43	50	7	68
August-2007	50	38	12	69
July-2007	27	46	27	50
June-2007	50	37	13	68
September-2006	29	56	15	57
September-2005	30	46	24	53
September-2004	33	43	24	54

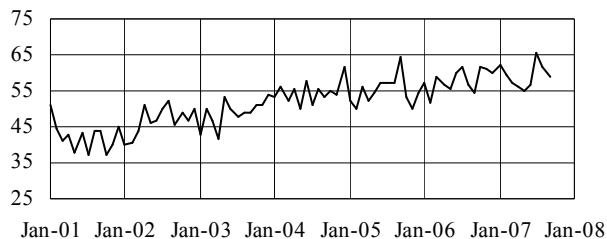
Capital Expenditures



Commentary: Another increase of three to 66. A very nice number.

Date	Increase %	Same %	Decrease %	Index
September-2007	34	62	3	66
August-2007	29	68	3	63
July-2007	37	59	4	67
June-2007	40	53	7	67
September-2006	29	65	6	62
September-2005	11	83	6	53
September-2004	25	66	9	58

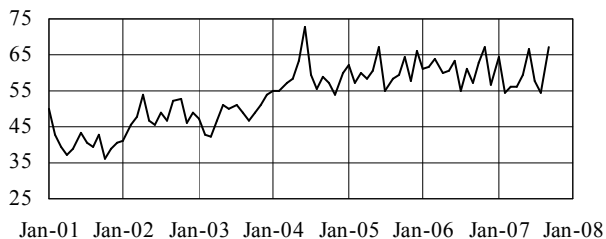
White Collar Employment



Commentary: Down three to a still good 59.

Date	Increase %	Same %	Decrease %	Index
September-2007	24	69	7	59
August-2007	26	71	3	62
July-2007	31	69	0	65
June-2007	20	73	7	57
September-2006	9	91	0	54
September-2005	29	71	0	64
September-2004	14	80	7	53

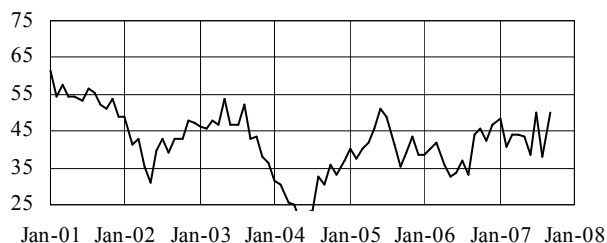
Blue Collar Employment



Commentary: A 13 point increase to 67. Need the help to produce.

Date	Increase %	Same %	Decrease %	Index
September-2007	38	59	3	67
August-2007	21	68	12	54
July-2007	27	62	12	58
June-2007	33	67	0	67
September-2006	21	74	6	57
September-2005	24	71	5	59
September-2004	26	65	9	59

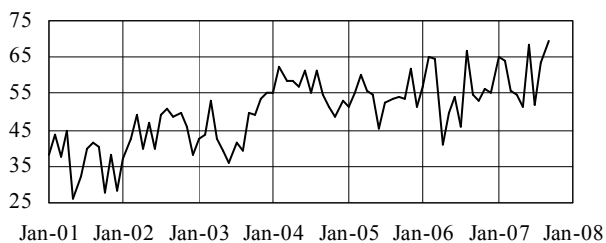
Supplier Lead Times



Commentary: Up 12 to an even 50. Going the right way.

Date	Increase %	Same %	Decrease %	Index
September-2007	7	86	7	50
August-2007	26	71	3	38
July-2007	15	69	15	50
June-2007	27	70	3	38
September-2006	12	88	0	44
September-2005	30	70	0	35
September-2004	41	57	2	30

Inventory Levels



Commentary: A seven point increase to 70. Lots of material to work with.

Date	Increase %	Same %	Decrease %	Index
September-2007	50	39	11	70
August-2007	44	38	18	63
July-2007	38	27	35	52
June-2007	50	37	13	68
September-2006	26	56	18	54
September-2005	26	55	18	54
September-2004	29	51	20	54