

BUSINESS SURVEY REPORT

September - 2006

The deseasonalized Milwaukee Index dropped six points to 56 this month (the raw number dropped four). Still growing but at a slower rate. New Orders Received declined seven points to 62. Production is down six points to 62 also. Backlog dropped seven points to 57. Supplier Lead Times improved eleven points to 44. Still too low.

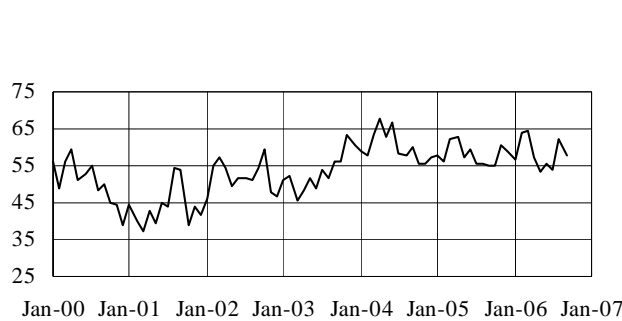
Blue

Collar Employment is down four to a still growing 57. White Collar Employment dropped three to 54.

Inventory Levels declined thirteen points to a barely growing 54. Capital Equipment Purchased rose a point to a nice 62. The Level Of Purchasing Activity is down five points to a still robust 63.

Prices Paid dropped fifteen points to 53. Only two went up. Fourteen are still above 50, however. Fuel declined sixty-six points and Petroleum is down sixty points. Aluminum went

Milwaukee Index



Date	Index
September-2006	58
August-2006	62
July-2006	54
June-2006	55
September-2005	55
September-2004	60
September-2003	56

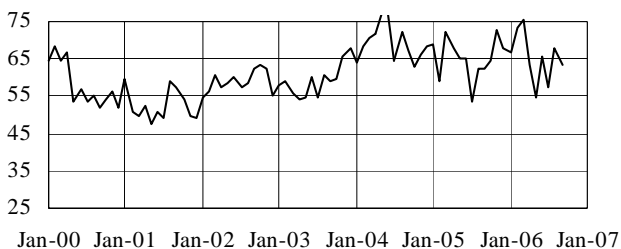
Commodity Price Index

Aluminum 42	Electronic Components 50	Plastics 67
Casting 54	Forgings 50	Plating 58
Chemicals 66	Fuel 34	Precious Metals 77
Computer Hardware/Software 41	Hydraulic Componenets 45	Printing Paper 53
Copper, Brass, Bronze 61	Office Supplies 52	Rubber Products 54
Corrugated/Packaging 54	Petroleum Products 37	Stampings 53
Electric Motors/Transformers 54	Piping & Tubing 58	Ferrous (Steel, Stainless) 60

Commentary:

A 15 point drop. Only two went up and 19 went down.

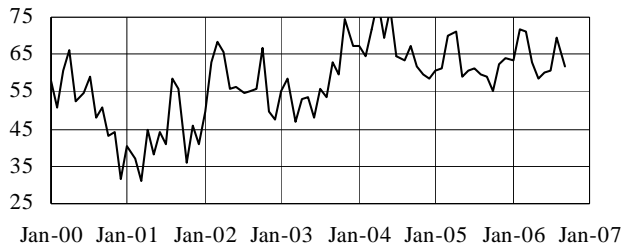
Level of Purchasing Activities



Date	Increase %	Same %	Decrease %	Index
September-2006	32	62	6	63
August-2006	44	47	8	68
July-2006	36	44	21	58
June-2006	40	51	9	66
September-2005	41	43	16	62
September-2004	46	41	12	67
September-2003	27	64	9	59

Commentary: Down five to 63. Still busy at 63.

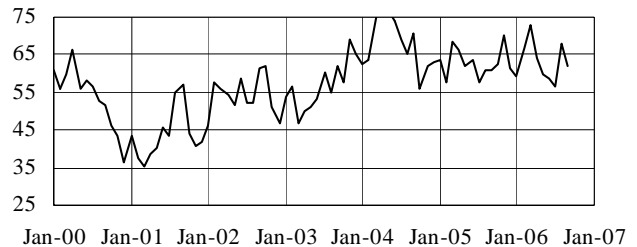
New Orders



Commentary: Down seven points to 62. Still growing at a good rate.

Date	Increase %	Same %	Decrease %	Index
September-2006	38	47	15	62
August-2006	53	33	14	69
July-2006	37	47	16	61
June-2006	37	46	17	60
September-2005	42	34	24	59
September-2004	41	52	7	67
September-2003	42	42	16	63

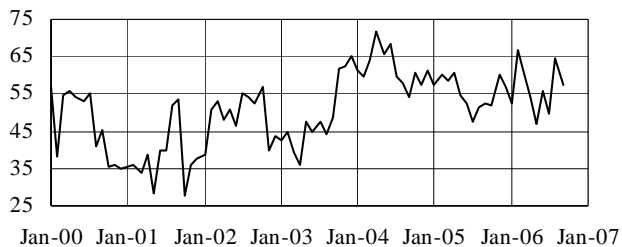
Production



Commentary: A six point drop. 62 is still a good rate.

Date	Increase %	Same %	Decrease %	Index
September-2006	35	53	12	62
August-2006	50	36	14	68
July-2006	31	51	18	56
June-2006	34	49	17	59
September-2005	35	51	14	61
September-2004	46	50	4	71
September-2003	40	43	17	62

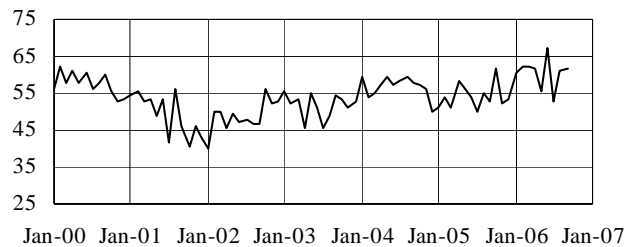
Backlog



Commentary: Down seven to a still growing 57.

Date	Increase %	Same %	Decrease %	Index
September-2006	29	56	15	57
August-2006	37	54	9	64
July-2006	23	54	23	50
June-2006	26	60	14	56
September-2005	30	46	24	53
September-2004	33	43	24	54
September-2003	19	60	21	49

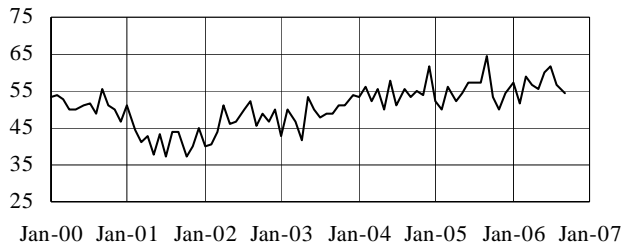
Capital Expenditures



Commentary: Up one to a nice 62.

Date	Increase %	Same %	Decrease %	Index
September-2006	29	65	6	62
August-2006	31	61	8	61
July-2006	21	64	15	53
June-2006	37	60	3	67
September-2005	11	83	6	53
September-2004	25	66	9	58
September-2003	14	81	5	55

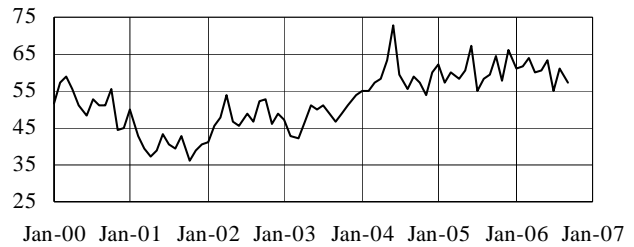
White Collar Employment



Commentary: Down three to 54 this month.

Date	Increase %	Same %	Decrease %	Index
September-2006	9	91	0	54
August-2006	17	81	3	57
July-2006	23	77	0	62
June-2006	23	74	3	60
September-2005	29	71	0	64
September-2004	14	80	7	53
September-2003	5	89	7	49

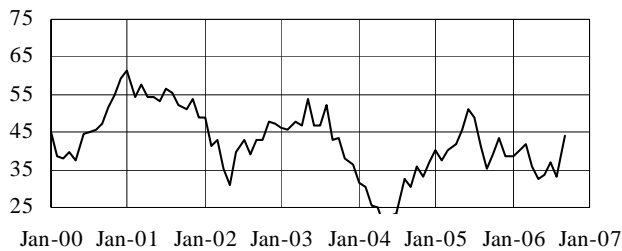
Blue Collar Employment



Commentary: A four point drop top a still growing 57.

Date	Increase %	Same %	Decrease %	Index
September-2006	21	74	6	57
August-2006	31	61	8	61
July-2006	15	79	5	55
June-2006	35	56	9	63
September-2005	24	71	5	59
September-2004	26	65	9	59
September-2003	7	80	14	47

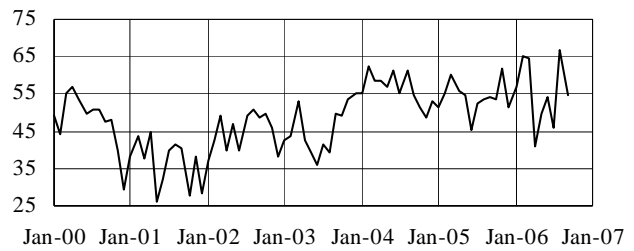
Supplier Lead Times



Commentary: A nice 11 point increase to 44. Finally getting some things on time.

Date	Increase %	Same %	Decrease %	Index
September-2006	12	88	0	44
August-2006	33	67	0	33
July-2006	28	69	3	37
June-2006	32	68	0	34
September-2005	30	70	0	35
September-2004	41	57	2	30
September-2003	17	81	2	43

Inventory Levels



Commentary: A 13 point decline to 54. Barely growing.

Date	Increase %	Same %	Decrease %	Index
September-2006	26	56	18	54
August-2006	44	44	11	67
July-2006	21	51	28	46
June-2006	29	51	20	54
September-2005	26	55	18	54
September-2004	29	51	20	54
September-2003	21	58	21	50