

BUSINESS SURVEY REPORT

May 08

The Seasonally Adjusted Milwaukee Index is down three to 45 in May. It was 57 a year ago. New Orders Received is down eleven points to 47. Production went down five to 46 this month. Back-log dropped a point to 44.

Supplier Lead Times took a five point hit to a very low 33.

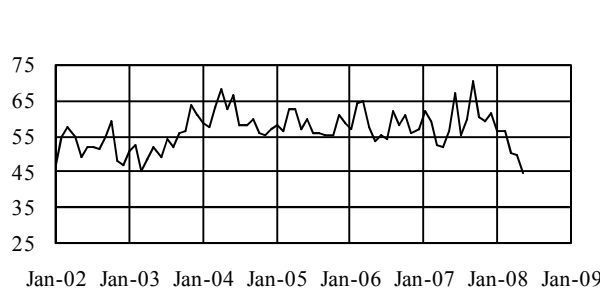
Blue Collar Employment improved seven

points to stand at 50. White Collar Employment went up four to 53 in May. Inventory Levels dropped twelve points to 44. Capital Equipment is still very good. It went down a point to 63. The

Level of Purchasing Activities increased five points to 66.

The Prices Paid Index went down three points to a still high 77. All 21 are above 50. Six increased in price, thee did not change, and twelve declined. Castings went down fourteen, Aluminum and Printing Paper dropped

Milwaukee Index



Date	Index
May-2008	44
April-2008	50
March-2008	50
February-2008	56
May-2007	56
May-2006	54
May-2005	57

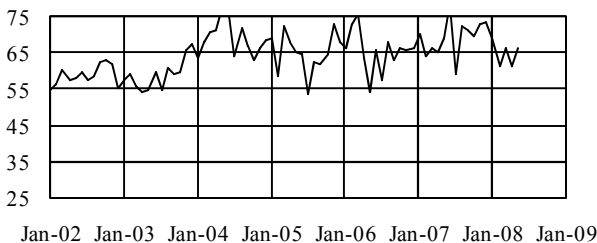
thirteen. Forgings, Precious Metal. And Stampings declined eleven. Electric Motors went up nineteen points. Plating is up eight and Electronics are up six points.

Commodity Price Index

Aluminum 75	Electronic Components 66	Plastics 89
Casting 80	Forgings 70	Plating 69
Chemicals 88	Fuel ##	Precious Metals 77
Computer Hardware/Software 53	Hydraulic Componenets 82	Printing Paper 58
Copper, Brass, Bronze 89	Office Supplies 58	Rubber Products 73
Corrugated/Packaging 60	Petroleum Products ##	Stampings 77
Electric Motors/Transformers 77	Piping & Tubing 82	Ferrous (Steel, Stainless) ##

Commentary:
Down three to 77, but all 21 above 50.

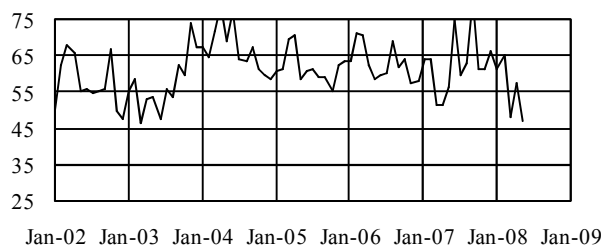
Level of Purchasing Activities



Date	Increase %	Same %	Decrease %	Index
May-2008	53	26	21	66
April-2008	45	33	23	61
March-2008	44	44	12	66
February-2008	38	46	15	62
May-2007	48	42	10	69
May-2006	32	44	24	54
May-2005	42	45	12	65

Commentary: Up five to 66. Must be doing a lot of re-scheduling.

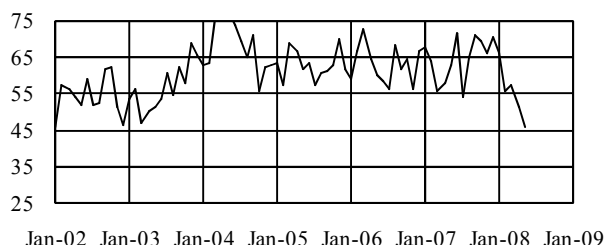
New Orders



Commentary: An 11 point drop to 47 this month.

Date	Increase %	Same %	Decrease %	Index
May-2008	35	24	41	47
April-2008	45	25	30	58
March-2008	33	30	36	48
February-2008	54	23	23	65
May-2007	42	29	29	56
May-2006	34	49	17	59
May-2005	38	41	21	59

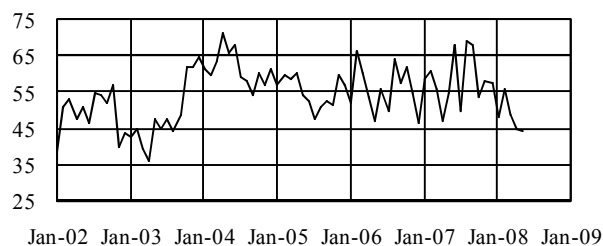
Production



Commentary: Down five points to 46. Sure not growing.

Date	Increase %	Same %	Decrease %	Index
May-2008	29	32	38	46
April-2008	35	33	33	51
March-2008	38	38	24	57
February-2008	46	19	35	56
May-2007	48	29	23	63
May-2006	29	63	9	60
May-2005	38	47	15	62

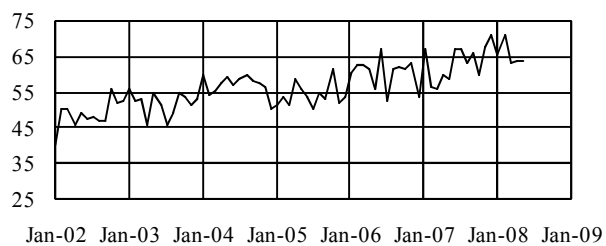
Backlog



Commentary: A one point drop to 44 in May.

Date	Increase %	Same %	Decrease %	Index
May-2008	24	41	35	44
April-2008	28	35	38	45
March-2008	24	50	26	49
February-2008	31	50	19	56
May-2007	35	39	26	55
May-2006	29	37	34	47
May-2005	29	50	21	54

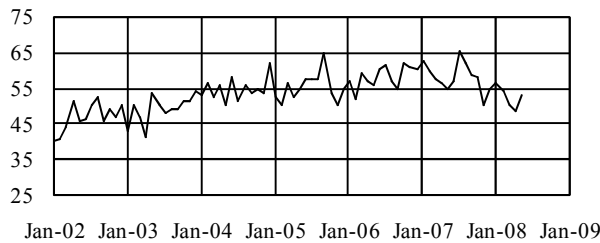
Capital Expenditures



Commentary: A one point drop to 63. Still a good number. Mostly replacing equipment.

Date	Increase %	Same %	Decrease %	Index
May-2008	40	47	13	63
April-2008	38	53	10	64
March-2008	29	68	3	63
February-2008	42	58	0	71
May-2007	24	69	7	59
May-2006	14	83	3	56
May-2005	15	82	3	56

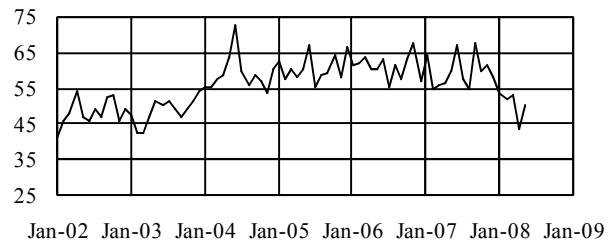
White Collar Employment



Commentary: Up four to 53 this month.

Date	Increase %	Same %	Decrease %	Index
May-2008	18	70	12	53
April-2008	15	67	18	49
March-2008	12	76	12	50
February-2008	12	85	4	54
May-2007	19	71	10	55
May-2006	17	77	6	56
May-2005	12	85	3	54

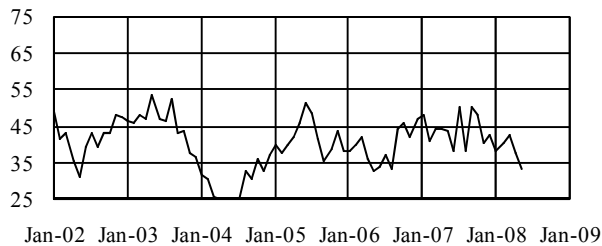
Blue Collar Employment



Commentary: A seven point rise to an even 50.

Date	Increase %	Same %	Decrease %	Index
May-2008	18	65	18	50
April-2008	8	71	21	43
March-2008	21	65	15	53
February-2008	15	73	12	52
May-2007	29	61	10	60
May-2006	24	74	3	60
May-2005	26	68	6	60

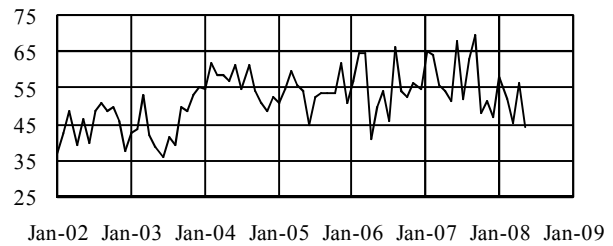
Supplier Lead Times



Commentary: Down five to a very low 33. Nothing must be on time.

Date	Increase %	Same %	Decrease %	Index
May-2008	36	61	3	33
April-2008	30	65	5	38
March-2008	26	62	12	43
February-2008	27	65	8	40
May-2007	19	74	6	44
May-2006	34	66	0	33
May-2005	15	79	6	46

Inventory Levels



Commentary: A 12 point drop to 44. Maybe not all bad with slowdown.

Date	Increase %	Same %	Decrease %	Index
May-2008	29	29	41	44
April-2008	43	28	30	56
March-2008	30	30	39	45
February-2008	35	35	31	52
May-2007	29	45	26	52
May-2006	20	60	20	50
May-2005	26	56	18	54